


Escambia County Dashboard

2014 to 2020 Comparison


The dashboard measures health, education and economic success and can be used to identify what is going well, what needs to be improved and where we can focus our efforts to create the most positive change. The Studer Community Institute has been providing the dashboard since 2014.

VPK Participation

	Escambia County	2014: 63.8% 2020: 36.1%	Down 27.7%
	Florida	2014: 78% 2020: 53%	Down xx%


Research suggests that children who complete VPK are more ready for kindergarten than those who don't. Source: Voluntary Prekindergarten Estimating Conference

Third grade reading

	Escambia County	2015: 48% 2019: 56%	Up 8%
	Florida	2015: 53% 2019: 58%	Up 5%


This figure tracks the percentage of third-graders who score 3 or above on their Florida Standards Assessment language arts test. The state created a new standard in 2016 and the 2015 scores were retrofitted by DOE to reflect the 2016 standards.

Kindergarten Readiness

	Escambia County	2014: 66.2% 2020: 48%	Down 18.2%
	Florida	2014: 71% 2020: 57%	Down 14%


Children who are not ready for kindergarten may struggle to catch up. After 2014, the state paused readiness testing, chose a new readiness test and issued new rates beginning in 2017. Source: Florida Department of Education.

Teenage birth rate

	Escambia County	2010: 8.3% 2014: 5.1% 2019: 4.1%	Down 4%
	Florida	2010: 5.4% 2014: 3.3% 2019: 2.3%	Down 3.1%


This data is from the Florida Department of Health and tracks the percentage of births to women 18 or under. Escambia's teen births exceed the state average but are declining.

Free & Reduced-Price Lunch

	Escambia County	2014: 66.1% 2020: 75.5%	Up 9.4%
	Florida	2014: 60.7% 2020: 62.8%	Up 2.1%


This helps measure poverty in a community. Children living in households at or below 185% of the poverty level are eligible to receive free or reduced-price meals at their schools. Source: Florida Department of Education

Child abuse investigations

	Escambia County	2014: 4,914 2020: 4,106	Down 808
	Florida	2014: 202,364 2020: 171,262	Down 31,102


Department of Children and Families tracks the number of child abuse investigations received. The Escambia County count puts it near the top of the list of 17 counties of similar population size.

Preterm Births

	Escambia County	2014: 13.1% of births 2019: 14.6% of births	Up 1.5%
	Florida	2014: 10% of births 2019: 10.6% of births	Up .6%


Escambia County has struggled in this area for years, ranking near the bottom in preterm birth rate among 17 counties of similar population.

Juvenile arrests

	Escambia County	2014: 1,425 juveniles arrested 2019: 920 juveniles arrested	Down 505
	Florida	2014: 66,891 juveniles arrested 2019: 44,647 juveniles arrested	Down 22,244


The percentage of juveniles arrested overall has been declining since 2014. Source: Florida Department of Law Enforcement

High School Graduation rate

	Escambia County	2014: 66.1% 2020: 86.5%	Up 20.4%
	Florida	2014: 76.1% 2020: 90%	Up 13.1%


This tracks the percentage of students who finished high school in four years. Source: Florida Department of Education

Single-Parent Households

	Escambia County	2014: 39.5% 2019: 43.8%	Up 4.3%
	Florida	2014: 36.5% 2019: 36%	Down .5%


Children living in single-parent families face more economic and social hurdles than their peers from two-parent families. Source: U.S. Census Bureau

College Graduates

	Escambia County	2014: 24.9% 2019: 27%	Up 2.1%
	Florida	2014: 27.6% 2019: 30.7%	Up 3.1%


Communities with higher percentages of college-educated residents have higher wages overall. Pew Research Center study shows people with a college degree earned about \$17,500 more a year than those with just a high school diploma.

Cost of Child Care

	Escambia County	2015: 49% 2019: 47%	Down 2%
	Florida	2015: 56% 2019: 42.5%	Down 13.5%

This tracks average child care costs (for one infant and one preschooler) as a percentage of median income for single-parent families. The expense of childcare impacts other financial choices a family is able to make. Source: US Census Bureau / American Community Survey

Rent-Burdened Households

	Escambia County	2014: 50.3% 2019: 40.3%	Down 10%
	Florida	2014: 54.5% 2019: 52.4%	Down xx%

The rule of thumb for affordability is that housing should cost no more than 30% of your monthly income. This point tracks the percentage of people who spend more than that on rent. Source: U.S. Census Bureau



[Studer.org/dashboard](https://studer.org/dashboard)